

# Washington, D.C. Nursing Home Cost Index November 2016

## Washington, D.C.

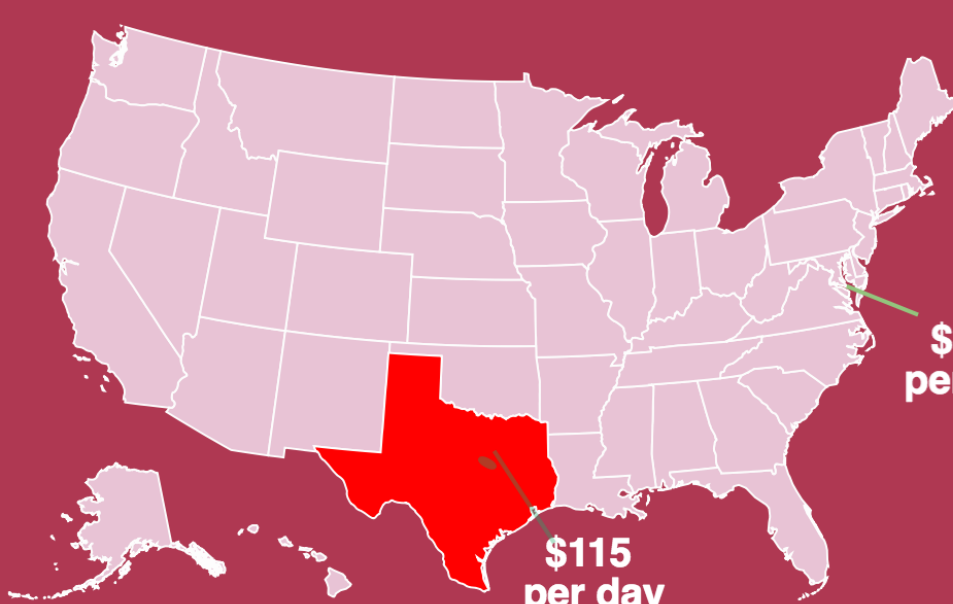
**\$110,960**  
**Average Annual Cost**  
**(Semi-Private Room)**

Average daily Washington, D.C. nursing home cost is approximately 164% higher than Texas, the state with the lowest average cost in the U.S.

**\$304**  
**per day**

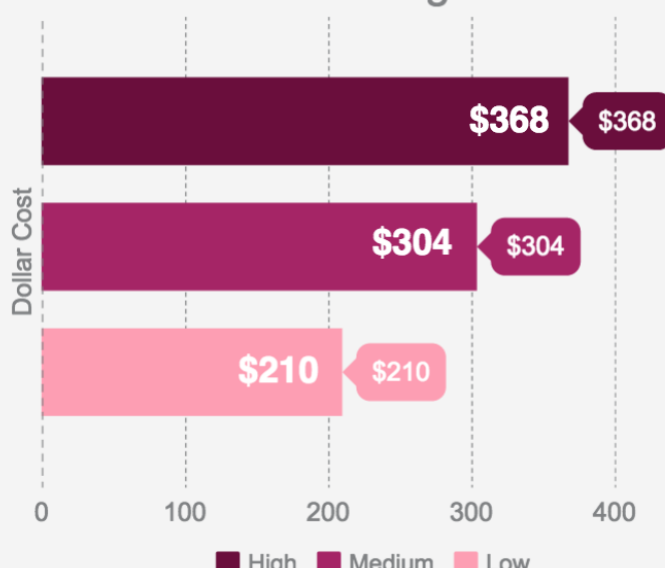


Population of Washington, D.C.:  
672,228 (2015)  
Age 65+: 11%



**\$115**  
**per day**

### Washington, D.C. Daily Costs of Semi-Private Nursing Home Room

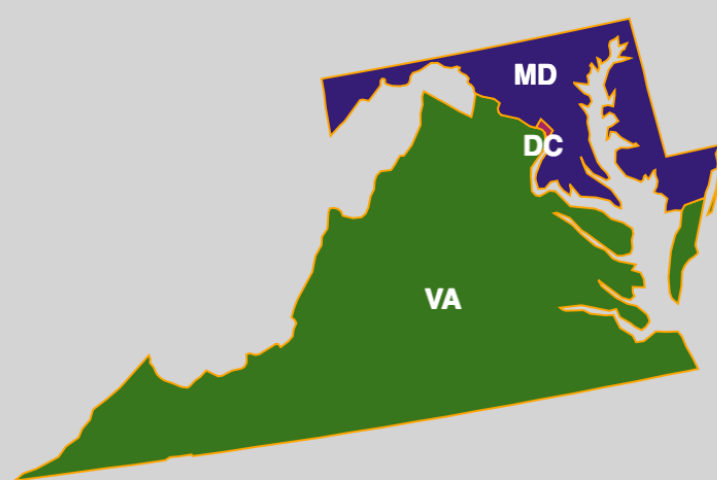
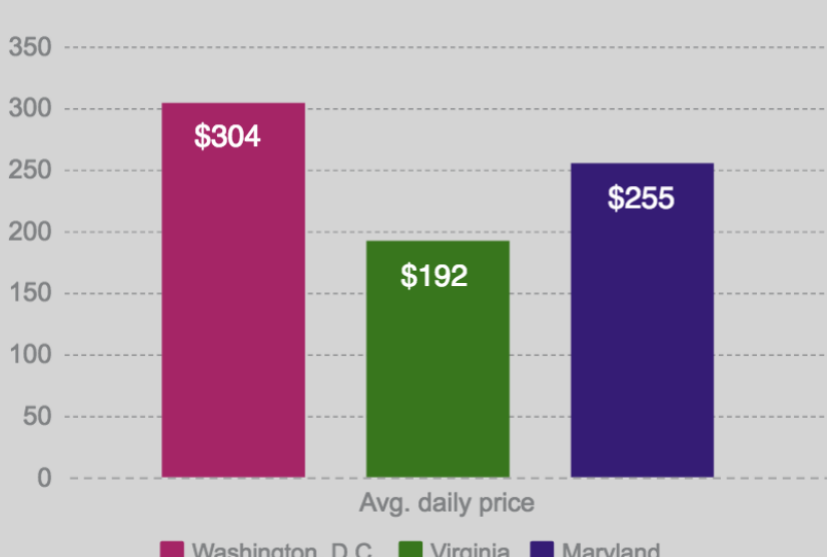


**\$304**

**Average Daily Cost of  
Semi-Private Room**

- Learn how to use Caregiverlist to see the daily costs of nursing homes in Washington, D.C.
- Find senior care costs and options near you with Caregiverlist Care Concierge

How do Washington, D.C. nursing home costs compare to neighboring states?



## How to Choose Long-term Senior Care

### Assess Finances



DC residents can contact the Office on Aging's ADRC to assist with long-term care information, programs, and services.

### Plan \$ Budget



Plan Finances: you may have to privately pay for long-term care unless you are low-income with few assets and Medicaid Replaces Medicare for you.

### Choose Care Type

Stay at Home?  
Move-in with Family?  
Move to Assisted Living?  
Professional Caregiver?  
Nursing Home care?

Home Care?  
Assisted Living?  
Nursing Home?  
Decide where you would like to receive care and then move forward to find the costs, ratings and options near you.



### 100 Days | Medicare Nursing Home Benefits

Medicare pays for up to 100 days in a nursing home for rehabilitation after a qualifying hospital stay for strokes and procedures such as heart surgery, hip replacements and major surgeries.



### 365 Days+ | Medicaid Nursing Home Benefits

Medicaid replaces Medicare for seniors who qualify based on very low-income and assets. Benefits vary by state as Medicaid is funded by both state and federal taxes.